



PAN-LT40

Product technical features



PANKOMERC


Sheet metal wizards®

Pan-LT40

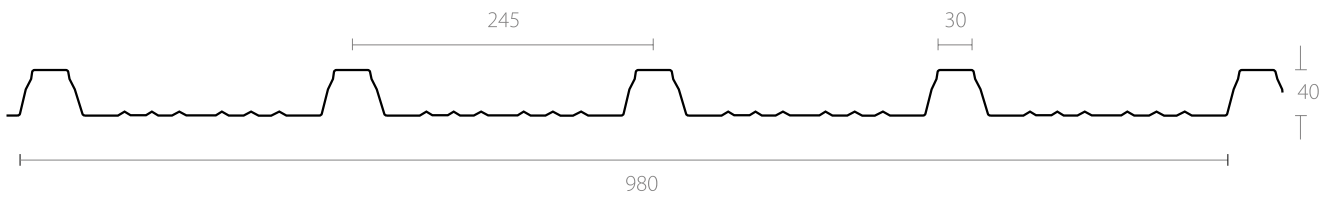
Pan-LT40 belongs to the curved profiles line of products which are arched according to the roof construction radius.

It is a efficient and quick curved roofing solution. Curved roofing profiles decrease amount of necessary roof construction due to its great load bearing capacity. Curved roofing profiles are ideal for hangar construction and they are delivered on site in prefabricated radius so no further modification is needed.

This product can be made of aluminum and galvanized steel sheet metal.



Antikondenz felt can be placed



Product features


Profile length	0.2 - 17 m
Profile range	up to 3 m
Steel thickness	0.5 - 0.8 mm
Aluminum thickness	0.6 - 1.0 mm



Weight table

Thickness	Weight (m ²)	
0.5	5.10	x
0.6	6.12	2.10
0.7	7.14	2.41
0.8	8.16	2.75
1.0	x	3.44

Galvanized Aluminium



Protective layers

- Polyester coating 20 μ
- Primer 7 μ
- Zinc coating 140gr/m²
- Steel base DX51 (0.5mm)

*The values can be changed upon request



INSTALLATION EXAMPLE

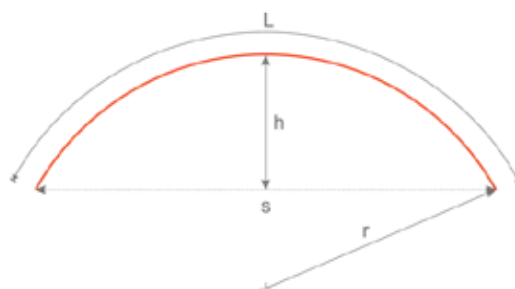
Interlocking Method

p = overlap (min 20 cm)
S1, S2 = segments



Arched Roof Parameters

L = arch length | h = roof height
r = radius min 3 m | s = span



Load tables

LOAD TABLE PAN-LT40 - GALVANIZED

Thick-ness (mm)	Profile length (cm ² /m)	Profile length (cm ² /m)	Load (kN/m ²)	Support beam span (l) for max deflection f _{max} ≤ l/200 and allowed tension Σ fdoz = 14 kN/cm ²		
				▲▲	▲▲▲	▲▲▲▲
0.50	11.51	4.59	1.00	2.10	2.26	2.53
			1.25	1.95	2.02	2.26
			1.50	1.83	1.85	2.06
			1.75	1.71	1.71	1.91
0.60	13.79	5.48	1.00	2.24	2.47	2.76
			1.25	2.08	2.21	2.47
			1.50	1.96	2.02	2.26
			1.75	1.86	1.87	2.09
0.70	16.05	6.37	1.00	2.34	2.67	2.92
			1.25	2.18	2.38	2.67
			1.50	2.05	2.18	2.43
			1.75	1.92	2.01	2.25
0.80	18.32	7.25	1.00	2.45	2.84	3.05
			1.25	2.27	2.54	2.83
			1.50	2.14	2.32	2.60
			1.75	2.03	2.15	2.40

LOAD TABLE PAN-LT40 - ALUMINIUM

Span length (m)	Thickness (mm)	Maximum permissible load (kN/m ²) with maximum deflection of l/200		
		▲▲	▲▲▲	▲▲▲▲
1.75	0.7	98	235	187
	0.8	111	270	212
	1.0	141	340	268
2.00	0.7	66	159	125
	0.8	75	180	142
	1.0	94	228	180
2.25	0.7	46	111	87
	0.8	52	126	100
	1.0	66	160	126
2.50	0.7	33	80	64
	0.8	38	91	72
	1.0	48	117	92
2.75	0.7	25	60	47
	0.8	28	69	54
	1.0	36	88	69
3.00	0.7	19	47	37
	0.8	22	53	42
	1.0	28	67	53

▲▲▲ No of supports

Standard colours chart

Colour	RAL number	PAN-LT40	
		Galvanized	Aluminium
Silver Mettalic	9006	•	•
Dark Gray	9007	•	•
Alpine White	9002	•	•
Dirty White	9003	•	•
Anthracite	7016	•	•
Black	9005	•	•
Earth Brown	8019	•	•
Fire Red	3020	•	•
Brick Red	3009	•	•
Bright Green	6018	•	•
Steppe Green	6021		•
Forest Green	6028	•	•
Sea Blue	5010	•	•
Brick Red matte	3009	•	
Amazon Green matte	6020	•	
Anthracite matte	7016	•	•
Earth Brown matte	8017	•	•
Black matte	9005	•	
Titanium zinc			
Laminated foil	Wood imitation		
Laminated foil	Cooper imitation		

Custom colors available on request



PANKOMERC

Sheet metal wizards®

Knjaza Miloša 92/1
(PO BOX 67)
31 210 Požega, Serbia

Wholesale

tel. +381 (0)31 812 225
fax +381 (0)31 3716 091


Retail and logistics

tel. +381 (0)31 825 058
fax +381 (0)31 825 458
e-mail: info@pankomerc.com

Belgrade office

Mije Kovačevića 10a
(Warehouse Inkotehna)
11 000 Belgrade
tel. +381 (0)11 27 64 491
e-mail: beograd@pankomerc.com

www.pankomerc.com



RoHS